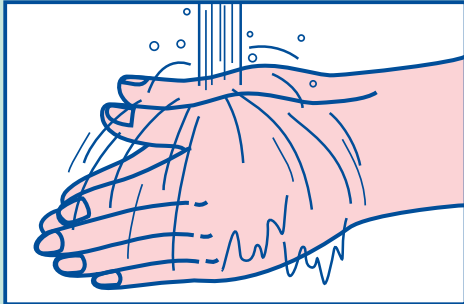
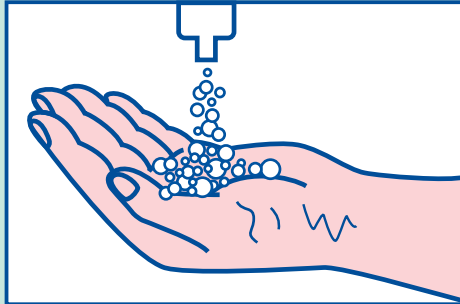


# Stay Healthy... Wash Your Hands !

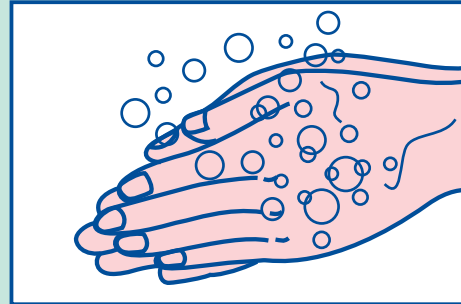
## Follow These Steps For MAXIMUM BACTERIA REDUCTION.



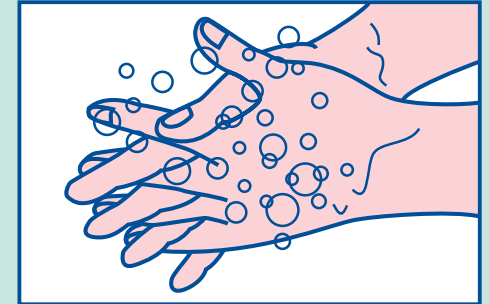
**1** Wet hands with water.



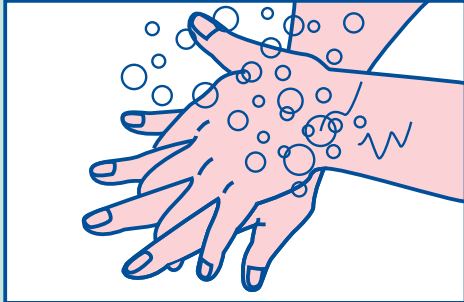
**2** Apply Soap.



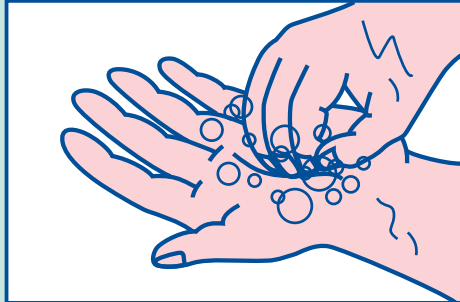
**3** Lather soap and scrub hands well, palm to palm.



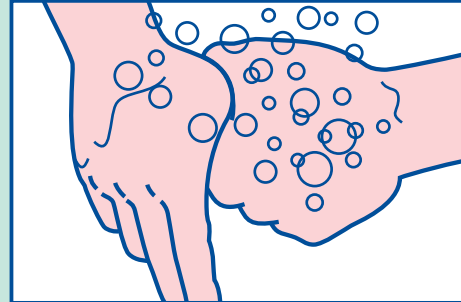
**4** Scrub between interlaced fingers.



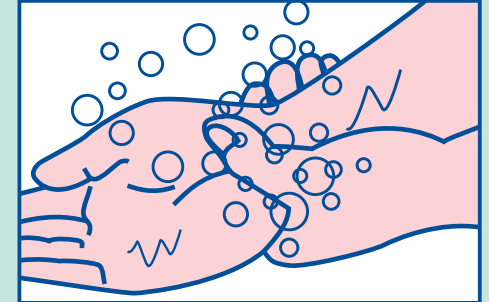
**5** Scrub back of each hand with palm of other hand.



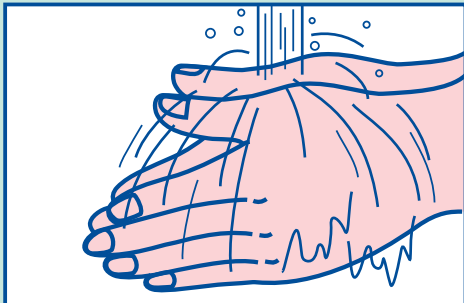
**6** Scrub fingertips of each hand in opposite palm.



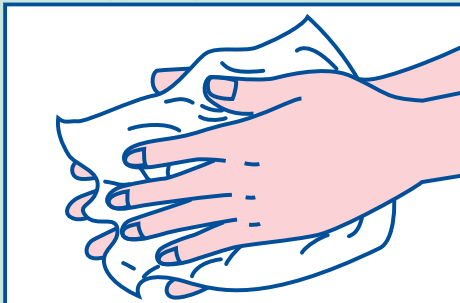
**7** Scrub each thumb clasped in opposite hand.



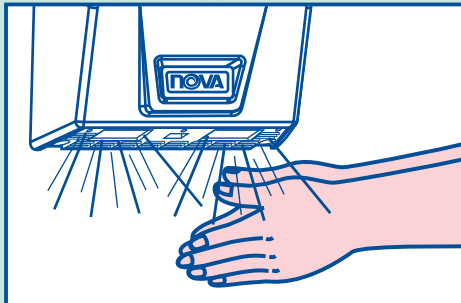
**8** Scrub each wrist clasped in opposite hand.



**9** Rinse thoroughly under running water.



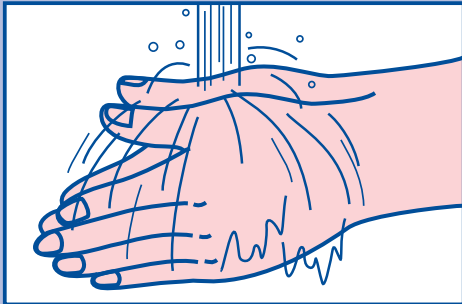
**10** Wipe and dry hands well with paper towel or hand dryer.



# Avmor<sup>®</sup>

## SKIN CARE SYSTEM

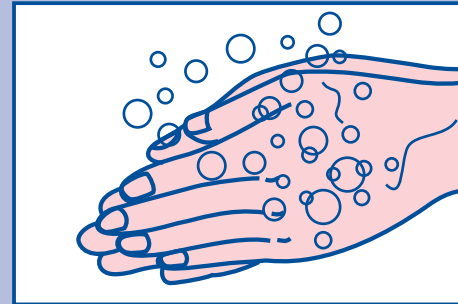
# Follow These Steps For MAXIMUM BACTERIA REDUCTION



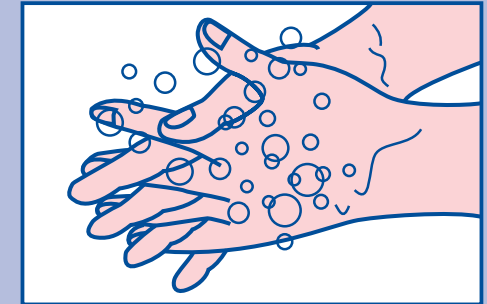
**1** Wet hands with water.



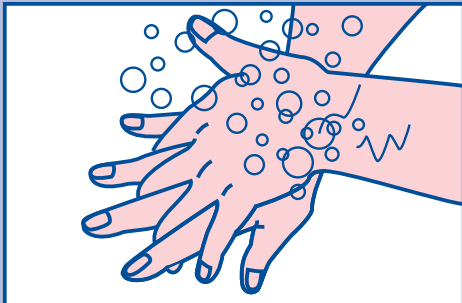
**2** Use a sufficient amount of soap.



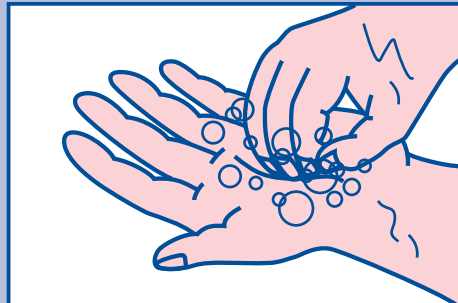
**3** Lather soap and scrub hands well, palm to palm.



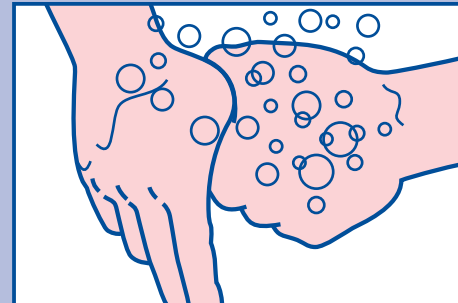
**4** Scrub between interlaced fingers.



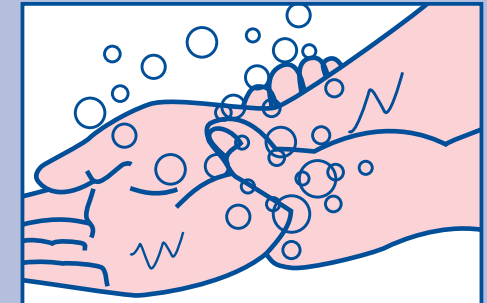
**5** Scrub back of each hand with palm of other hand.



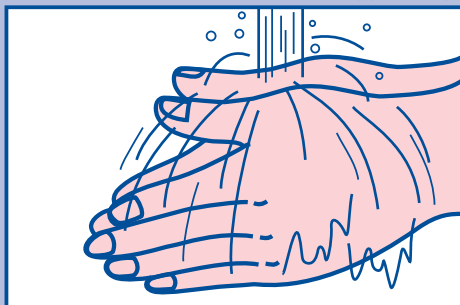
**6** Scrub fingertips of each hand in opposite palm.



**7** Scrub each thumb clasped in opposite hand.



**8** Scrub each wrist clasped in opposite hand.



**9** Rinse thoroughly under running water.



**10** Wipe and dry hands well with single use paper towel.

**Biomax<sup>®</sup>**  
INTERNATIONAL

by **Avmor<sup>®</sup>**

950 Michelin, Laval, Québec, Canada H7L 5C1

Tel.: (450) 629-8074 Fax: (450) 629-4355

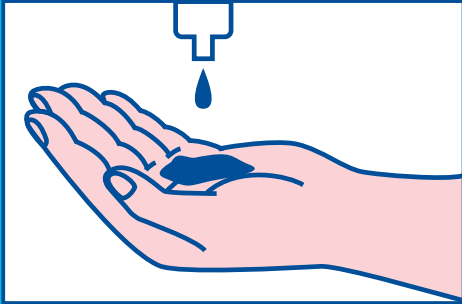
[www.avmor.com](http://www.avmor.com)



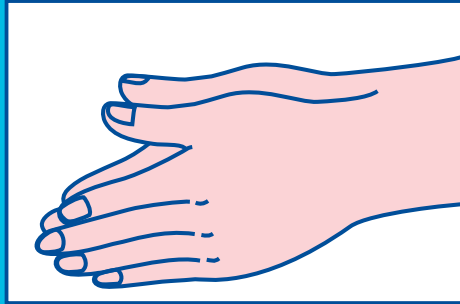
*A More Complete Clean*

# HAND SANITIZING

Follow these steps to decrease bacteria and germs on the skin



**1** Apply Avmor Hand Sanitizer to palms of hands.



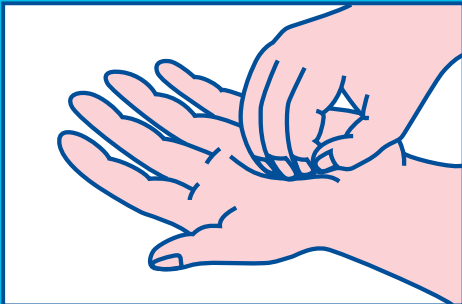
**2** Rub hands together, palm to palm.



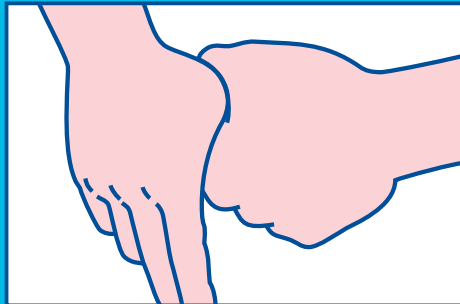
**3** Rub in between and around fingers.



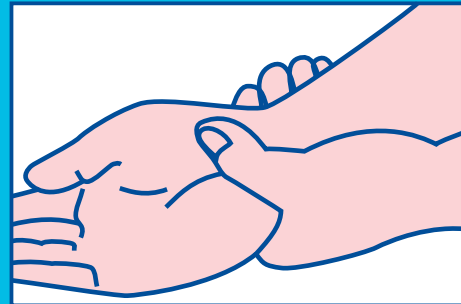
**4** Rub back of each hand with palm of other hand.



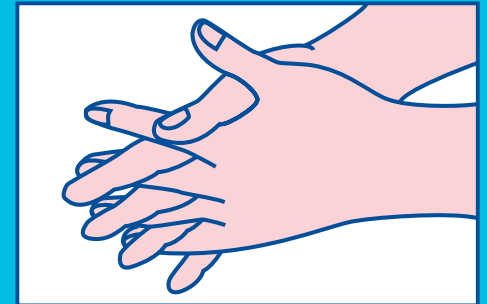
**5** Rub fingertips of each hand in opposite palm.



**6** Rub each thumb clasped in opposite hand.



**7** Rub each wrist clasped in opposite hand.



**8** Rub hands until product is dry. Do not use paper towels.

Proper hand sanitation can prevent the spread of infectious diseases.

**STAY HEALTHY... SANITIZE YOUR HANDS!**

1-800-387-8074

[www.avmor.com](http://www.avmor.com)

[www.avmorgreen.com](http://www.avmorgreen.com)